




[www.enehl.org.uk](http://www.enehl.org.uk)

A company with a passion for communities

# Condensation and mould



**Here to help... 0800 915 1600**

## Other

If you would like this document in another format or language, please tick as required and return to East North East Homes Leeds, Freepost


RRJX-YRTK-TACE, Leeds, LS7 3YY.

Your name:

Your address:

Telephone


## Formats



CD print



Large



Braille



Text



أود أن يكون هذا المستند باللغة العربية.

ARABIC

لطفاً ائمن را به زبان فارسی در اختیار من قرار دهید.

FARSI

ئهم وەرەقیەم بە کوردی ئه‌وێت

KURDISH

Chciał(a)bym otrzymać ten dokument w języku polskim.

POLISH

እኔ እላኩል እዚ ብጽዕር እደልዎ.

TIGRINI

میں یہ دستاویز اردو زبان میں چاہوں گا۔

URDU

Another language (write in the box)

For more information call us on 0800 915 1600.

# CONTENTS

	Page
Condensation and Mould Advice	4
Why are you getting condensation?	4
When is it a problem?	4
How do you know it's condensation?	5
What can you do about it?	6
Heating	6
Ventilation	7
Windows	7
Chimneys	7
Bottled gas and paraffin heaters	7
Drying clothes	7
Doors	8
Extractor fans	8
Kettles and pans	8
Cupboards and wardrobes	8
Summary	8
Remember	9
Help for you	9
Are we getting it right?	11

# CONDENSATION & MOULD ADVICE

If your home is damp or you find patches of mould on walls, furnishings or clothes, condensation may be the cause. This advice will help you to solve the problem.


## **Why are you getting condensation?**

Air can only hold a certain amount of water vapour – the warmer it is the more it can hold. If it's cooled by contact with a cold surface such as a mirror, a window or even a wall, the water vapour will turn into droplets of water-condensation. So the warmer you keep your home the less likely you are to get condensation.

## **When is it a problem?**

Every home gets condensation at some time – usually when lots of moisture and steam are being produced, for instance at bath-times, when a main meal is being cooked or when clothes are being washed.

It's quite normal to find your bedroom windows misted up in the morning after a cold night. There's nothing much you can do to stop this. But if your home never seems to be free from condensation, read on.



# HOW YOU KNOW IT'S CONDENSATION

It's not always easy to tell. But other kinds of damp, such as rain or plumbing leaks, usually leave a 'tide mark'. Condensation is usually found on north facing walls and in corners, in cupboards and under work surfaces – in fact wherever there's little air movement.

If you're not sure what's causing the damp in your home, start by checking pipes and overflows and under sinks to see if there are any obvious leaks. Have a look outside too – you may be able to see if there are slates missing from the roof or cracked gutters or rainwater pipes.

If you live in a new or recently modernised house or flat, don't forget that it may not have dried out from the water remaining after the building work. It usually takes 9 to 18 months for this to happen and you may need to use more heat during that time.



# WHAT YOU CAN DO ABOUT IT

The way you use your home affects how much condensation you get.

This does not mean that you should alter your habits drastically – just bear in mind these tips:

## **Heating**

You'll get less condensation if you keep your home warm most of the time. Insulation will help you do this. But with fuel the price it is, try to remember this:

- It's important that your heating system is checked annually so that it works efficiently.
- Try to leave some background heat on through the day in cold weather. Most dwellings take quite a long time to warm up and it may cost you more if you try to heat it up quickly in the evening.
- If you can't afford to spend more on fuel because of high quarterly bills, ask your fuel supplier or your local gas or electricity supplier about their budget schemes, for example fuel saving stamps, which help to spread the cost of fuel.

## **Ventilation**

The more moisture produced in your home, the greater the chances of condensation, unless there is adequate ventilation. Nobody likes draughts, but some ventilation is essential.

## **Windows**

In winter, open windows a little, but only for as long as they are misted up. If you fit draught stripping, leave a space for a small amount of air to get through.

## **Chimneys**

Never block these up completely. If you're blocking up a fireplace, fit an air vent to allow ventilation.

## **Bottled gas and paraffin heaters**

You'll need to allow extra ventilation if you use one. Flueless heaters of this sort produce more than a pint of water for every pint of fuel they burn.

## **Drying clothes**

Drying clothes indoors, particularly on radiators, can increase condensation unless you open a window to allow air to circulate. If you have a tumble dryer that is not vented to the outside you'll need to allow more ventilation when you use it.

## **Doors**

Keep kitchen and bathroom doors shut, particularly when cooking, washing or bathing – otherwise water vapour will spread right through the house and condensation will probably reach other rooms.

## **Extractor fans**

If you have an extractor fan use it when the windows get steamed up while cooking and when taking a bath.

## **Kettles and pans**

Don't allow kettles and pans to boil away any longer than is needed.

## **Cupboards and wardrobes**

Don't overfill cupboards and wardrobes. Always make sure that some air can circulate freely by fitting ventilators in doors and leaving a space at the back of the shelves.

## **Summary**

Condensation is a normal product of living. But you can reduce its effects by:

- ◆ Reducing the moisture at source
- ◆ Heating and ventilating your home sensibly

## REMEMBER

- ◆ Make less moisture
- ◆ Improve ventilation
- ◆ Heat the house properly
- ◆ Don't use portable Liquid Petroleum Gas (LPG) or paraffin heaters
- ◆ Keep kitchen and bathroom doors shut when in use
- ◆ Use pan lids when cooking
- ◆ Dry clothes outside

### **Make sure you're getting all the help due to you:**

- ◆ **Income Support**
- ◆ **Family Credit and Child Benefit**
- ◆ **Council Tax Benefit**
- ◆ **Housing Benefit**
- ◆ **Pension Credit**



**You can get help with this from your local Housing office or the Citizens Advice Bureau.**





## Are we getting it right?

We're always trying to improve the quality of our information.

You can help us by filling in this form and:

- ✓ hand it in at any East North East Homes Leeds Housing Office
- ✓ send it to us at **East North East Homes Leeds, Freepost RRJX-YRTK-TACE, Leeds LS7 3YY**

Thank you for your help

What do you think about this booklet overall?

*Please tick whichever applies.*

Good  Average  Poor

What part(s) of it should we improve?

Did you understand the information?

Yes  No

If not, please say what you didn't understand

Do you think the layout is

Good  Average  Poor

How could we improve it?

Your name \_\_\_\_\_

Your address \_\_\_\_\_

Your phone no. \_\_\_\_\_

Email address \_\_\_\_\_



## Condensation and mould

Designed by Communications and Information Team

July 2007

Updated October 2008

Updated May 2009

Updated August 2009